



How to Register and View Your Results on My ehealth:

請根據以下步驟，上網登記 My eHealth 帳號，方便查閱檢驗報告。

1. Visit My eHealth website (<https://secure.myehealth.ca/#/Account/Create>) to create your account.
前往該網站
2. Registered for a my eHealth account by filling out your profile's information as shown on the screen:
填寫以下的所有訊息

Account ID
You will use this email and password to sign in to your *my ehealth*TM account.

Username
Email  Retype email to confirm it

Password
Password  Retype password to confirm it

My Profile


First Name Last Name

Street Address

City Postal Code

Province

Phone Number LifeLabs will contact you on this phone number if there are any issues with LifeLabs appointments you make.

Birth Date 
Year Month Day

NEXT > **CANCEL x**

3. Create your security questions and answers and then press next
設定安全問題之後，按 NEXT (下一步)

You will need to answer one of these questions each time you sign in to your *my ehealth*TM account.

Question 1
 I would like to enter a custom question...

Answer 1

Question 2
 I would like to enter a custom question...

Answer 2

4. Read the terms of use and then accept the terms of conditions of use by checking the box. Lastly, verify that “I’m not a robot”.

閱讀使用條約後，在小格子裡打勾，並證實您為本人，且不是機器人。

Step 3: Check Terms of Use

Review Terms and Conditions of Use. Please note: scroll down to review entire text.

TERMS OF USE

Last revised: July 2018


For advice about your test results or your medical condition, please contact your physician

If you have an emergency, or need to speak to someone urgently, please contact your physician or go to the nearest hospital


Please read these Terms of Use carefully. They are a legal agreement between you and Excelleris Technologies Limited Partnership (“Excelleris”). By using *my ehealth*, or by clicking the acceptance button, you agree to be bound by these Terms of Use, including all amendments made from time to time. If you do not agree to these Terms of Use, do not use *my ehealth*.

1. **No Medical Advice**

My ehealth is intended to provide you with access to laboratory results, reported by a laboratory at the request of your physician or other health care provider(s). *My eHealth* is not intended to provide you with any medical advice or any other advice. For advice about your test results or your medical condition, ask your physician. Laboratory results will be presented to you in substantially the same format in which they are presented to your physician or other health care provider(s). Your physician or other health care provider has specialized medical training that allows him or her to understand the implications of the test results. Excelleris has not taken any steps to adapt the presentation of the test results to make them more

- I accept the Terms and Conditions of use 
- I agree to receive an email confirmation message when an appointment is booked or cancelled
- I agree to receive information about participating in surveys and focus groups

Verify your presence by following the instructions below

I'm not a robot 

reCAPTCHA
Privacy - Terms

Verify your account. The page below means that my eHealth has sent you an account verification email to the email you provided in step 2. Go to your email inbox and find the email from registrar@myehealth.ca and read the email.

確認您的帳號。系統會繼續確認郵件至您在步驟 2 中提供的電子郵件帳號，請到您的電子郵件信箱，收取來自 registrar@myehealth.ca 的確認郵件。

Step 4: Verify Account

John Doe, your *my ehealth*TM account is almost completed!

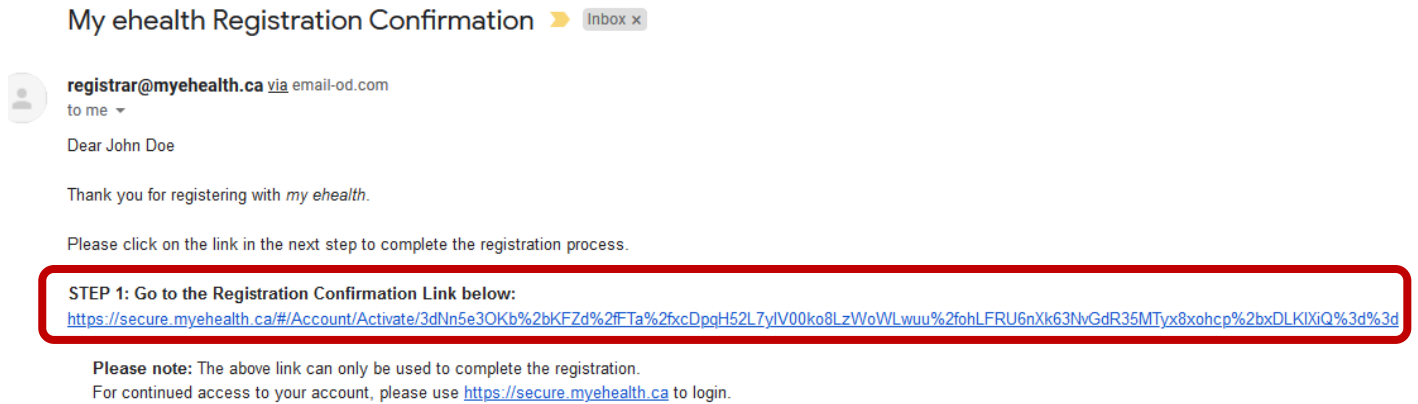
We have sent you an account verification email to

Once you receive your email, click on the "Account Confirmation Link" in the email and you will be ready to login to your *my ehealth*TM account for the first time.

Need Help? For Customer Support:
Call us at 1-888-522-7758, or click [here](#)

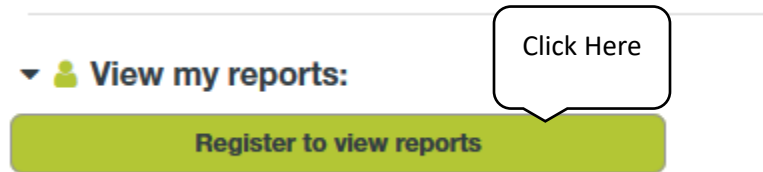
5. Click on the link in the email to verify your account.

在確認郵件中，點取以下連結，以確認帳號。



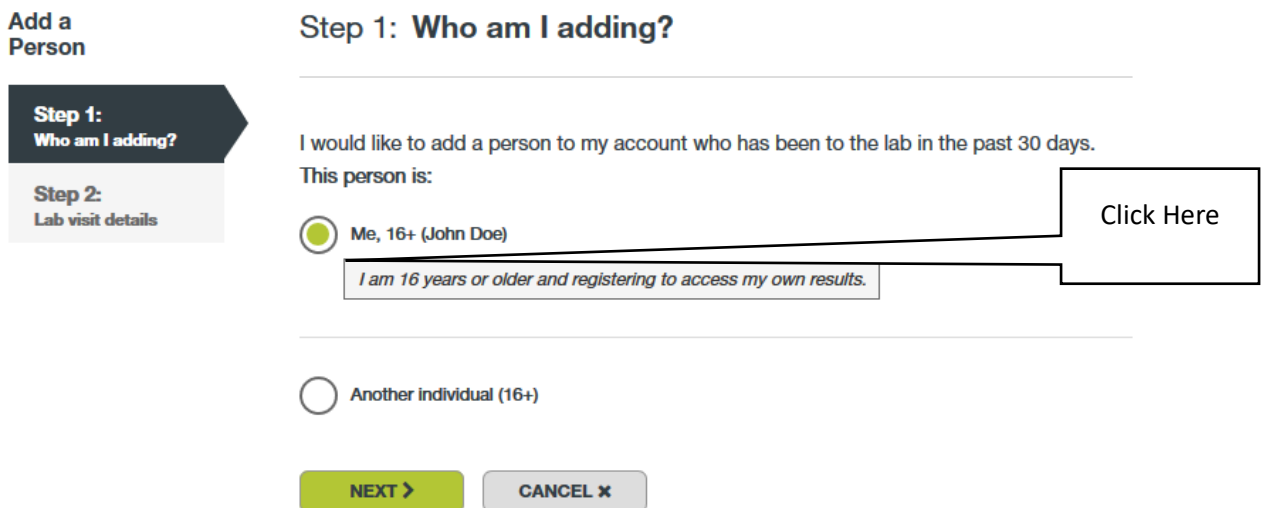
6. You will then use the account and password you have set up to sign into your account. Once you sign in successfully, you will see this page below that prompts you to view your reports. To view the report, please provide your personal health card number and lab visit number to view your reports. Click on “register to view reports”.

在您確認帳號後，用您註冊的帳號及密碼登入網站。您登入後，會看到以下的網頁提供您查閱報告的連結，在您可以查閱檢驗報告前，您會需要提供您的醫療卡號碼，以及您的檢驗所號碼。



7. Select yourself as the person to be added to your account.

選擇加入您本人到該帳號。



8. Fill out your name, date of birth, your BC Personal Health Card. For COVID-19 test results you must call 1-888-522-7758 to get your lab visit number. The lab visit number is usually available 5-6 hours after your lab visit. 填寫您的姓名、醫療卡號碼。若您不知您的檢驗所號碼，您需要去電 1-888-522-7758 查詢。

Step 2: Lab visit details

I am adding myself (John Doe)

My Profile

First Name

John

Last Name

Doe

Birth Date ?

1979

April

28

Health Card Number

Include the health card number you provided the lab on the day of the visit.
A BC Personal Health number is required to register to view reports.

BC Personal Health Number (BC CareCard)

My Lab Visit Information

A Lab Visit Number would have been given to you by a lab assistant at the laboratory you attended.

I have a lab visit number

Lab Visit No. ?

Date of Lab Visit

Year

Month

Day

Visit must be within the last 30 days at a participating laboratory.

I do not have a lab visit number

To obtain your Lab Visit Number for a COVID-19 test, please call 1-888-522-7758.

< BACK

NEXT >

CANCEL ✕

9. Upon attaining your lab number visit you should be able to successful link your BC Personal Health Number with your my eHealth account. Click on reports at the top of the page and view your test results. 在您獲取檢驗所代碼後，您便可成功地在網上查閱您的檢驗結果。

my ehealth

my ehealth Dashboard



DASHBOARD



REPORTS



ANALYTICS



APPOINTMENTS